PropertizeAI: ML Feature Exploration

Multi-Model Comparison

	Model	R2	MAE	MSE	RMSE	RMSLE	MAPE	TT (Sec)
0	Light Gradient Boosting Machine	0.9414	0.0531	0.0051	0.0714	0.0531	0.2849	0.0830
1	Random Forest Regressor	0.9376	0.0551	0.0054	0.0737	0.0547	0.3170	0.3120
2	Gradient Boosting Regressor	0.9366	0.0565	0.0055	0.0743	0.0551	0.3221	0.1540
3	Extra Trees Regressor	0.9318	0.0591	0.0059	0.0771	0.0575	0.3681	0.1590
4	AdaBoost Regressor	0.8920	0.0800	0.0094	0.0970	0.0713	0.5486	0.0840
5	Decision Tree Regressor	0.8804	0.0752	0.0104	0.1021	0.0756	0.3794	0.0450
6	Linear Regression	0.4375	0.1845	0.0491	0.2215	0.1469	1.0848	0.3360
7	Bayesian Ridge	0.4374	0.1845	0.0491	0.2215	0.1469	1.0879	0.0430
8	Least Angle Regression	0.4373	0.1840	0.0491	0.2215	0.1468	1.0805	0.0410
9	Ridge Regression	0.4371	0.1846	0.0491	0.2216	0.1470	1.0838	0.0420

Select model to train

Light Gradient Boosting Machine

Select plot 1

- Prediction Error Plot

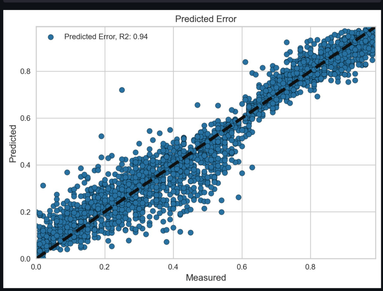

Select plot 2

- Cooks Distance Plot

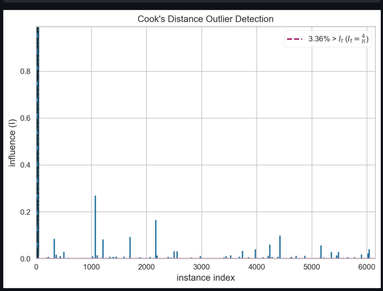

Select plot 3

- Validation Curve

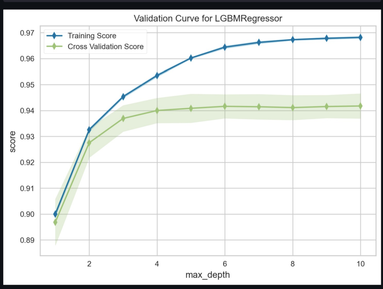

Select plot 4

- Learning Curve

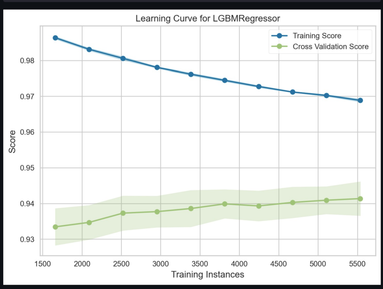

Residuals Distribution Plot

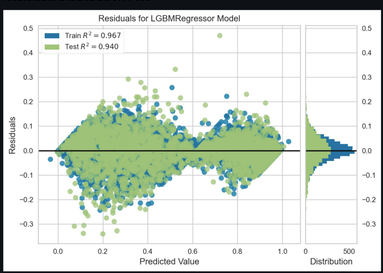

Feature Correlation Plot

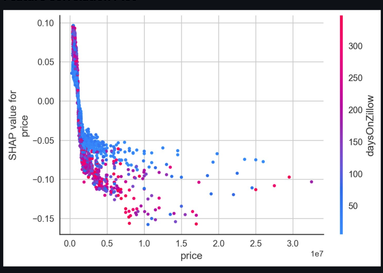

Feature Weights/Explained Variance

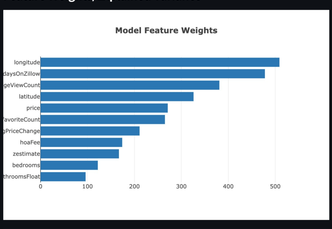

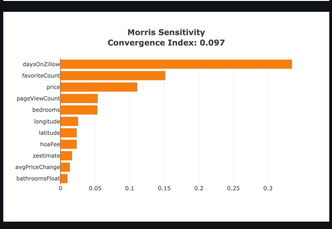

SHAP Summary Plot

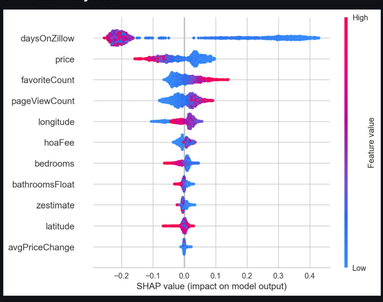

Model History

	Target	R2	MSE	Excluded Features	Model
0	sellingSoon	0.9412	0.0051	[]	Light Gradient Boosting Machine
1	sellingSoon	0.9412	0.0051	[]	Light Gradient Boosting Machine
2	sellingSoon	0.9416	0.0051	['avgPriceChange', 'propertyTaxRateEncoded', 'arm5BucketRate', 'homeType', 'parkingCapacity', 'avgSchoolRating', 'hasHeating', 'hasGarage', 'zipcodeEncoded']	Light Gradient Boosting Machine
3	sellingSoon	0.9412	0.0051	[]	Light Gradient Boosting Machine

Refresh Display Dashboard

Enter a title for the dashboard

SellingSoon: Top 10 Ex. Var

Add Model to Hub

Reload Dashboard

stored

SellingSoon: Top 10 Ex. Var

Download

Feature Importances | Regression Stats | Individual Predictions | What if... | Feature Dependence | Feature Interactions

Shap Summary

Ordering features by shap value

Depth: Summary Type

Aggregate

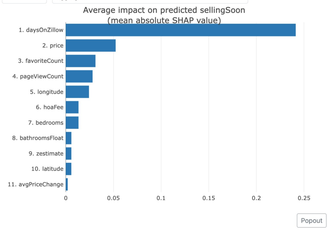

Popout

Shap Dependence

Relationship between feature value and SHAP value

Feature: daysOnZillow Color feature: price Index: Search Index here...

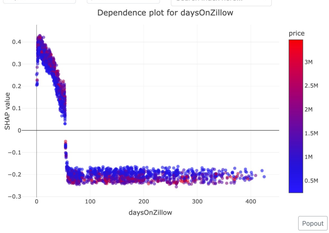

Popout

Remove outliers

Dashboard Added

Reload Dashboard